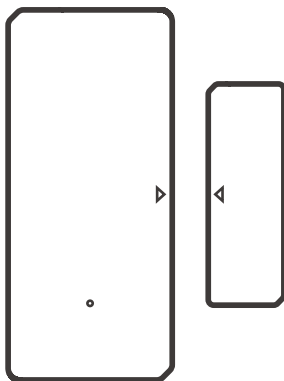


SONOFF

DW2-RF

User manual V1.1



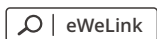
RF Wireless Door/Window Sensor

The device can be operated intelligently via working with the SONOFF 433MHz RF Bridge to communicate with other devices.

ⓘ The device can work with other gateways supporting 433MHz wireless protocol.
Detailed information is in accordance with the final product.

Operation instruction

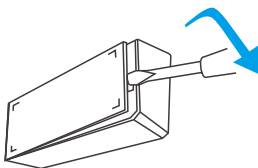
1. Download APP



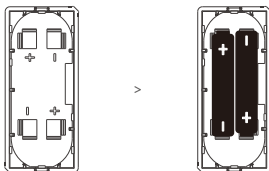
Android™ & iOS

2. Install batteries

2-1. Remove the back cover of the transmitter.



2-2. Insert batteries into the battery compartment based on identifiers of positive and negative poles.

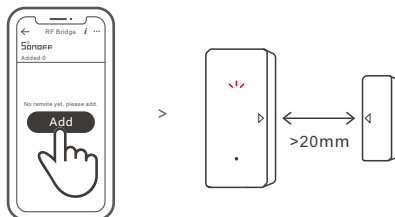


2-3. Close the back cover.

ⓘ The battery is not included, please purchase it separately.

3. Add sub-devices

Connect the Bridge before adding the sub-device.

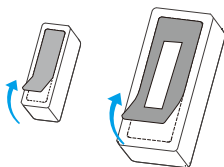


Access the eWeLink APP and select the Bridge, tap "Add" to select the alarm, and a "Beep" means the Bridge enters the pairing mode. Then separate the magnet for more than 20 mm from the transmitter until the LED indicator stays on for 1 to 2s, and the pairing is complete when you hear "Beep Beep".

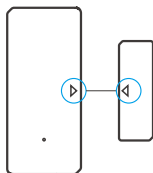
⚠ If the addition failed, move the sub-device closer to the Bridge and try again.

Install the device

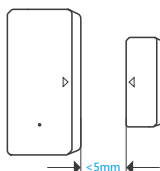
1. Tear off the protective film of the 3M adhesive.



2. Try to align the mark line on the magnet with that on the transmitter during installation.



3. Install them in the opening and closing area separately.

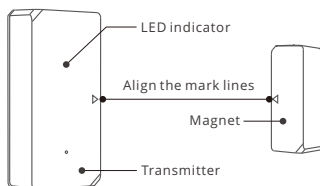


Make sure the installation gap is less than 5mm when the door or the window is closed.

Specifications

Model	DW2-RF
RF	433MHz
Working voltage	DC3V (2 x 1.5V battery)
Battery model	AAA 1.5V
Quiescent current	$\leq 6\mu\text{A}$
Emission current	$\leq 10\text{mA}$
Wireless transmission distance	Max. 50m
Installation gap	$< 5\text{mm}$
Working temperature	$-10^{\circ}\text{C} \sim 40^{\circ}\text{C}$
Material	PC
Dimension	Transmitter: 70x31x19mm Magnet: 42x14x16mm

Product Introduction



The device weight is less than 1 kg.
The installation height of less than 2 m is recommended.

Features

DW2-RF is a low-energy wireless door/window sensor that makes you know the opening status of door and window by separating the magnet from the transmitter. Connect it with the Bridge and you can create a smart scene to trigger other devices.



Low-energy

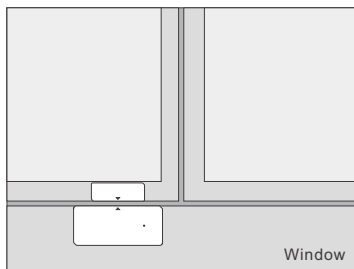



Alarm recordings check



Smart scene

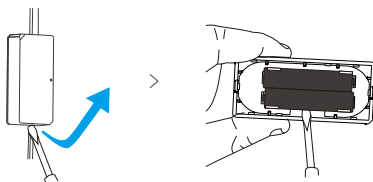
Application



Note:

- Do not install outside the door/window.
- Do not install in the unstable position or in the place exposed to rain or moisture.
- Do not install near wiring or magnetic object.

Replace batteries



Hereby, Shenzhen Sonoff Technologies Co., Ltd. declares that the radio equipment type DW2-RF is in compliance with Directive 2014/53/EU. The full text of the EU declaration of conformity is available at the following internet address:

<https://sonoff.tech/usermanuals>



Shenzhen Sonoff Technologies Co., Ltd.

1001, BLDG8, Lianhua Industrial Park, shenzhen, GD, China
ZIP code: 518000 Website: sonoff.tech

MADE IN CHINA

